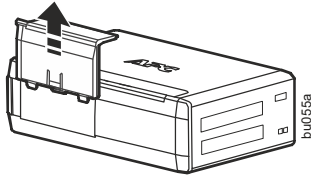



Installation Guide Smart-UPS™ / Back-UPS™ APCRBC123/123J/124/124J/132/133/133J/144/1655166

Back-UPS APCRBC123/APCRBC123J/APCRBC124/ APCRBC124J/APCRBC144/APCRBC165/APCRBC166

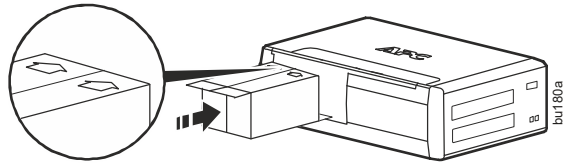
1



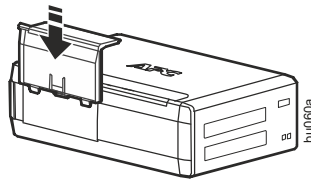
2



3




4

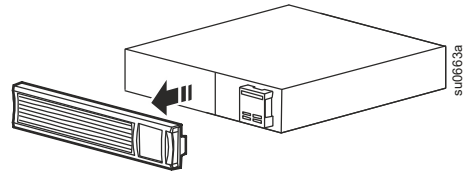


Smart-UPS APCRBC123/APCRBC124

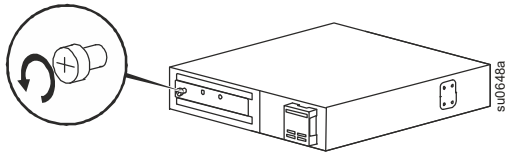
1



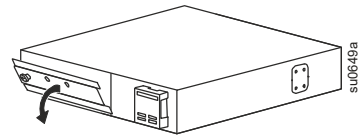
2



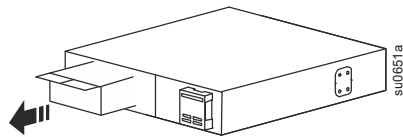
3




4



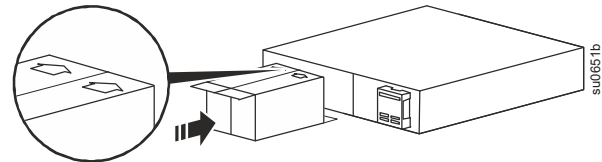
5



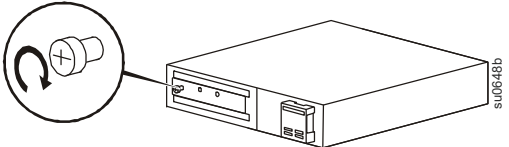
6



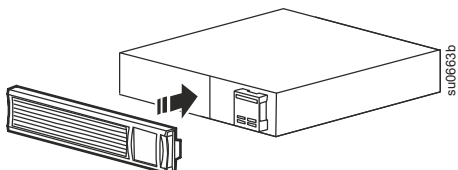
7



8

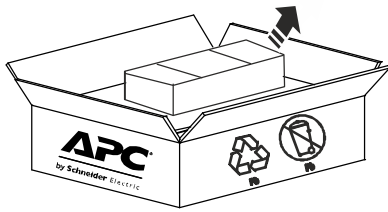


9

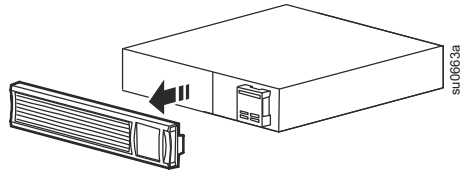


Smart-UPS APCRBC132/APCRBC133/APCRBC133J

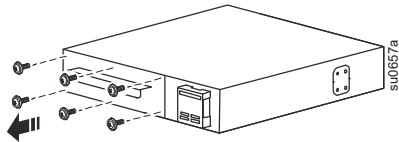
1



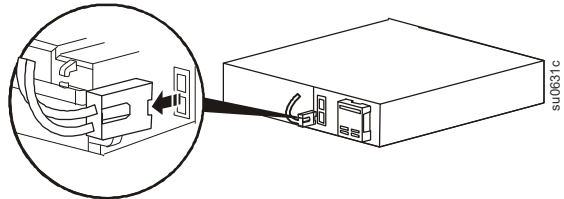
2



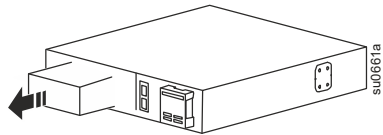
3




4



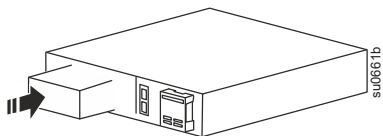
5



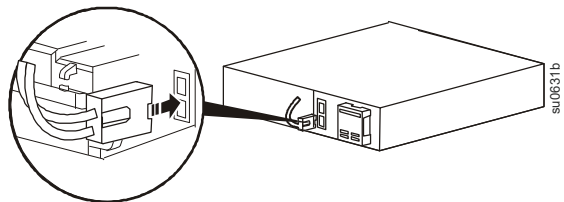
6



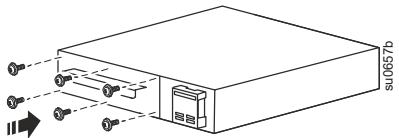
7



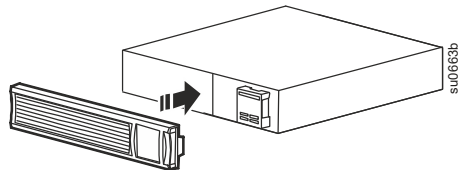
8



9



10



Customer support and warranty information is available at the APC Web site, www.apc.com.

© 2019 APC by Schneider Electric. APC, the APC logo, Back-UPS, and Smart-UPS are owned by Schneider Electric Industries S.A.S., or their affiliated companies. All other trademarks are property of their respective owners.

EN 990-3893D
8/2019